

Sunmodule[®] Plus SW 275 mono



TUV Power controlled:
Lowest measuring tolerance in industry



Every component is tested to meet
3 times IEC requirements



Designed to withstand heavy
accumulations of snow and ice



Sunmodule Plus:
Positive performance tolerance



25-year linear performance warranty
and 10-year product warranty



Glass with anti-reflective coating



World-class quality

Fully-automated production lines and seamless monitoring of the process and material ensure the quality that the company sets as its benchmark for its sites worldwide.

SolarWorld Plus-Sorting

Plus-Sorting guarantees highest system efficiency. SolarWorld only delivers modules that have greater than or equal to the nameplate rated power.

25 years linear performance guarantee and extension of product warranty to 10 years

SolarWorld guarantees a maximum performance degradation of 0.7% p.a. in the course of 25 years, a significant added value compared to the two-phase warranties common in the industry. In addition, SolarWorld is offering a product warranty, which has been extended to 10 years.*

*in accordance with the applicable SolarWorld Limited Warranty at purchase.
www.solarworld.com/warranty



- Qualified, IEC 61215
- Safety tested, IEC 61730
- Periodic Inspection
- Blowing sand resistant



- Ammonia resistance tested
- Periodic Inspection
- Power Controlled



We turn sunlight into power.

Sunmodule[®] Plus SW 275 mono

PERFORMANCE UNDER STANDARD TEST CONDITIONS (STC)*

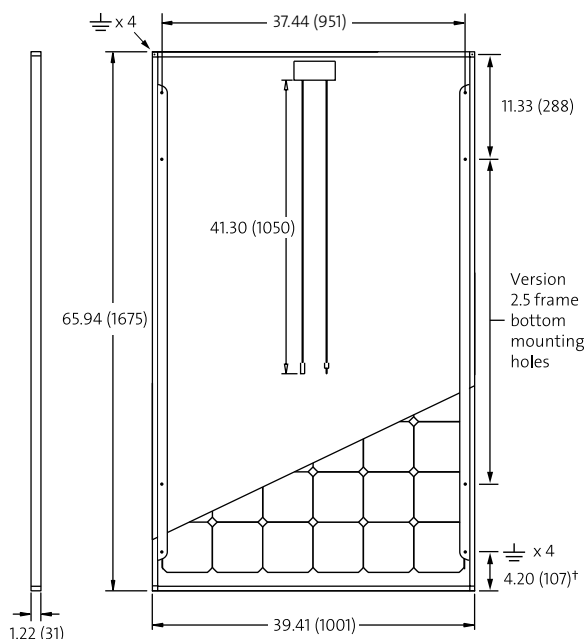

Maximum power	P_{max}	275 Wp
Open circuit voltage	V_{oc}	39.4 V
Maximum power point voltage	V_{mpp}	31.0 V
Short circuit current	I_{sc}	9.58 A
Maximum power point current	I_{mpp}	8.94 A

*STC: 1000 W/m², 25°C, AM 1.5

1) Measuring tolerance (P_{max}) traceable to TUV Rheinland: +/- 2% (TUV Power Controlled).

THERMAL CHARACTERISTICS

NOCT	46 °C
TC I_{sc}	0.04 %/°C
TC V_{oc}	-0.30 %/°C
TC P_{mpp}	-0.45 %/°C
Operating temperature	-40°C to 85°C



PERFORMANCE AT 800 W/m², NOCT, AM 1.5

Maximum power	P_{max}	205.0 Wp
Open circuit voltage	V_{oc}	36.1 V
Maximum power point voltage	V_{mpp}	28.4 V
Short circuit current	I_{sc}	7.75 A
Maximum power point current	I_{mpp}	7.22 A

Minor reduction in efficiency under partial load conditions at 25°C: at 200 W/m², 100% (+/-2%) of the STC efficiency (1000 W/m²) is achieved.

COMPONENT MATERIALS

Cells per module	60
Cell type	Mono crystalline
Cell dimensions	6.14 in x 6.14 in (156 mm x 156 mm)
Front	Tempered glass (EN 12150)
Frame	Clear anodized aluminum
Weight	46.7 lbs (21.2 kg)

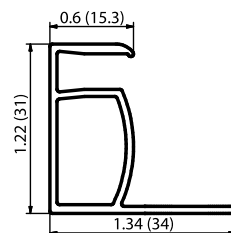
SYSTEM INTEGRATION PARAMETERS

Maximum system voltage SC II	1000 V	
Max. system voltage USA NEC	1000 V	
Maximum reverse current	16 A	
Number of bypass diodes	3	
UL Design Loads*	Two rail system	113 psf downward 64 psf upward
UL Design Loads*	Three rail system	170 psf downward 64 psf upward
IEC Design Loads*	Two rail system	113 psf downward 50 psf upward

*Please refer to the Sunmodule installation instructions for the details associated with these load cases.

ADDITIONAL DATA

Power sorting ¹	-0 Wp / +5 Wp
J-Box	IP65
Module leads	PV wire per UL4703 with H4 connectors
Module efficiency	16.40 %
Fire rating (UL 790)	Class C
Glass	Low iron tempered with ARC



VERSION 2.5 FRAME

- Compatible with both "Top-Down" and "Bottom" mounting methods
- ⚡ Grounding Locations:
 - 4 corners of the frame
 - 4 locations along the length of the module in the extended flange†

NEW!

Independently created PAN files now available. Ask your account manager for more information.